



ALBERTINE INTERVENTIONS FOR DEVELOPMENT (AID)
Plot 1, Rukurato Access, Rukurato Road, (Off) Nyaika Avenue
P.O. Box 405, Fort Portal (UGANDA)
Tel: +256 (0) 392178486
E-mail: info@aid.ug

**REQUEST FOR QUOTATION (RFQ) EQUIPMENT AND
CONSUMABLES TO BE USED DURING THE TRAINING FOR
BARISTAS AND ROASTERS
ADVERT DATE: 23rd February 2026**

PRF/RFQ Number	AID-Y2GEO/PROC/BAR-03/26	Date	
-------------------	--------------------------	------	--

PRE-QUALIFIED/LOCAL SUPPLIER FORM

SUPPLIER'S COMPANY NAME:

Contact Person:

Telephone Number:

Email:

TIN Number:

Albertine Interventions for Development (AID) hereby invites you to submit your competitive quotation for the item(s) listed below with detailed specifications. **DEADLINE FOR SUBMISSION NOT LATER THAN 5:00 PM, 13th March 2026. PLEASE QUOTE IN Uganda shillings.**

Priced RFQs can be submitted electronically via Email through procurement@aid.ug copying info@aid.ug, admin@aid.ug or a hard copy of the RFQ in a sealed envelope can be hand delivered to: Albertine Interventions for Development (AID) regional coordination office at Plot 1, Rukurato Access, Rukurato Road, (Off) Nyaika Avenue, P.O. Box 405, Fort Portal (UGANDA) and MUST be registered and supplier/contractor/service provider signs on the bid submission form as acknowledgement of submission.

The below prices are valid forday(s)/Month(s)

Specify Estimated delivery time/ Schedule.....


Specify Terms of Payment:


Warranty if applicable.....


Is your company exempted from Withholding Tax? (YES/NO)

If yes, please attach exemption certificate

**EQUIPMENT AND CONSUMABLES TO BE USED DURING THE TRAINING FOR BARISTAS
AND ROASTERS**

Items/Description	Quantity	Unit of Measure (UOM)	Unit price (UGX)	Total Price (UGX)
LOT 1. EQUIPMENT TO BE USED DURING TRAINING				
Drinking water 20L Tap Bottle (New and refilling) 	1	Pc		
Water boiler <ul style="list-style-type: none"> • Capacity: 20 Litres • Power: 2000W - 2500W • Voltage: 220V - 240V, 50-60Hz • Material: Food-grade Stainless Steel • Temperature Control: Adjustable • Safety Features: Dry-boil protection, overheat protection, automatic shut-off 	2	Pcs		

<ul style="list-style-type: none"> • Features: External water level gauge, non-drip tap, pilot light indicator • Weight: Approx. 4.5 kg - 6 kg 				
<p>TDS Meter Used to determine the level of concentration of dissolved minerals. Measurement Range: Up to 199.9 ppt. Resolution: 10 ppm (for 1000-9990 ppm). Temperature Range & ATC: 0–50°C (32–122°F) with built-in Automatic Temperature Compensation. TDS Factor: Generally, uses NaCl factory calibration, commonly 0.5 to 0.7 (default 0.67). Display: 3 or 4-digit LCD. Power Source: 2 x 1.5V button cell batteries (e.g., LR44 or 357A). Dimensions/Weight: ~15.5 x 3.1 x 2.3 cm (6.1 x 1.25 x 1 in) and ~70-85g. Key Features: Automatic shut-off (after 5-10 mins), "Hold" button for reading retention</p>	2	Pcs		



Coffee knock box
 Made from **high-quality stainless steel** materials
Capacity - 7.4 litres total capacity (suitable for commercial/high-volume use)
Appox. Height: 85.5 cm / 33.66 in –
Base Diameter: 21.5 cm / 8.46 in –
Lid Length: 22.5 cm / 8.85 in –
Package Size: 26.5 × 26.5 × 91 cm
Net Weight: 4 kg
Construction & Features - Cylindrical shape - Stretch-molding process for durability - stainless for noise reduction



2	Pcs			

Tamper and Tamping Mat
 Tamper paired with mat
Material: Stainless steel base (food-safe) with handles

2	Pcs			
---	-----	--	--	--

made of stainless steel. **Functionality:** Non-slip, high-grip surface with raised edges to prevent coffee grounds from spilling. **Maintenance:** Washable and easy to clean, typically by rinsing with water. **Size:** Diameter matches the portafilter basket 58mm. **Weight:** Usually weighted for consistent, even pressure. **Mat Dimensions:** Standard: ~ 8 x 6 inches



Milk shake (double)

Motor Power: Typically, 560W for double-head mixers. **Speed:** 18,000 RPM for finer control. **Material:** Food-grade stainless steel for the body, motor housing, and mixing cups (rust-resistant and durable). **Capacity:** Standard cups are 650ml to 800ml. **Voltage:** 220V-240V/50Hz. **Dimensions:** 360x170x510mm (Double). **Weight:** over 9kg (double)



2

Pcs

Commercial blenders (1 sound proof and 1 not-sound proof)

Power: 2200 W (3HP peak). **Voltage:** 110V/220-

2

Pcs

240V. **Speed:** 15+ speeds
Capacity: 2.0L - 2.2L
RPM: 30,000 - 38,000+
Material: BPA-Free PC Container, Stainless Steel Blade
Functions: Variable Speed + Pulse + Presets (Smoothie/Ice/Soup)



French press 500mls

Materials & Construction

- Carafe made of **stainless steel** for durability and heat resistance.
- Frame/base made of **stainless steel**, securely fitted and stable.
- Handle made from **heat-resistant material**.

2. Capacity: 500mls

3. Plunger & Filtration

- **Stainless-steel** with smooth movement.
- **Fine metal mesh filter** multi-layer, capable of preventing grounds from entering brewed coffee.
- Lid designed to retain heat during brewing.

4. Insulation. Double-wall options for improved heat retention.

5. Performance Requirements

- Must brew **full-bodied, rich coffee** through full-immersion extraction.
- Carafe must fit firmly in frame with **no wobbling**.
- Filtration must effectively separate grounds from brewed coffee.

6. Safety & Usability

- All components must be **food-safe** and heat-

4

Pcs

resistant.

- Easy to assemble, disassemble, and clean.
- Reusable system (no disposable filters required).



AeroPress.

1. Materials & Construction. Made from **food-grade stainless steel** and a **heat-resistant elastomer** (rubber-like) for durability and safety with hot water.

2. Components

- **Three core parts:**
 - Brewing **chamber** (marked for measurement)
 - **Plunger** with airtight rubber/silicone seal
 - **Filter cap** for securing the filter and enabling extraction
- Comes with **scoop, stirrer, and paper filters** (starter pack).

3. Filtration System

- Uses **proprietary paper filters** (standard AeroPress size).
- Also compatible with **metal reusable filters** (optional).

4. Capacity


- Chamber capacity is **up to 10 oz.**


5. Performance Requirements

- Designed for **immersion + gentle pressure brewing**, producing clean, low-acidity coffee.
- Suitable for multiple brew styles: **espresso-style, Americano, cold brew-style.**
- Recommended grind: **medium to fine** for

4

Pcs

<p>proper extraction.</p> <p>6. Safety & Usability</p> <ul style="list-style-type: none"> • BPA-free construction. • Heat-resistant materials safe for hot water contact. <p>Easy to assemble, press, and clean.</p> 				
<p>V60</p> <ul style="list-style-type: none"> • Cone Angle: 60-degree angle to allow deeper coffee layering and even extraction. • Ribs/Ridges: Spiral, wave-like ribs on the inner walls that prevent the filter paper from sticking to the sides, enabling proper air circulation • Drainage Hole: A single, large, wide-open hole at the bottom, which allows the user to influence the brewing speed—faster for a cleaner cup, slower for a richer brew. • Materials: Ceramic/glass (high heat retention), plastic lid & funnel holder (best thermal stability/insulation). • Sizes: (1–6 cups). <p>2. Key Brewing Parameters</p> <ul style="list-style-type: none"> • Grind Size: Medium-fine. • Coffee-to-Water Ratio: 1:16 standard starting point (e.g., 20g coffee to 300g–320g water). • Water Temperature: 90°C–96°C (195°F–205°F). • Total Brew Time: 2:30 to 3:30 minutes, with 3:00 being a common target. • Filter Type: Specifically designed V60 paper filters (01, 02, or 03 size). <p>3. Essential Complementary Equipment</p> <ul style="list-style-type: none"> • Gooseneck Kettle: To control the speed and direction of the pour to ensure even saturation. • Digital Scale: To measure both the coffee dose 	4	Pcs		

<p>and water weight for consistency.</p> <ul style="list-style-type: none"> • Timer: To monitor the bloom and total extraction time. 				
<p>Moka Pot</p> <ol style="list-style-type: none"> 1. Structure and Components <ul style="list-style-type: none"> • Three-Part Design: Consists of a bottom chamber (boiler/water tank), a filter funnel/basket (for ground coffee), and an upper chamber (collector/pot). • Safety Valve: In the bottom chamber that regulates pressure to prevent over-pressurization. • Gasket/Seal: A rubber or silicone seal between the basket and the top chamber ensures pressure is maintained. • Handle: Heat-resistant plastic (Bakelite) or wooden handle for safe, cool-touch handling. 2. Materials <ul style="list-style-type: none"> • Stainless Steel: Modern, more durable alternative, typically non-corrosive. 3. Sizes and Capacities <ul style="list-style-type: none"> • 12-Cup: ~595-600 ml (20 oz) 4. Compatibility and Performance <ul style="list-style-type: none"> • Heat Sources: Should be able to work on gas and electric stovetops. • Operating Pressure: Operates at a low pressure of 1 to 2 bar (100–200 kPa). • Brew Time: Typically takes 3–5 minutes for a full pot. 	2	Pcs		



Vacuum coffee maker (Siphon)

1. Construction and Material

- **Chambers:** Two chambers, made of high-quality **borosilicate glass**, which is heat-resistant
- **Structure:** An upper chamber (funnel) with a siphon tube, a lower chamber (globe/pot), a filter, and a stand.
- **Stand/Base:** Stainless steel, providing a stable base for the heating element.
- **Handle:** Heat-resistant plastic, rubber, or wood to protect hands from burns.
- **Seal:** A rubber or silicone gasket to create an airtight seal between the upper and lower chambers.

2. Capacity and Size

- **Capacity Range:** 700ml (approximately 2 to 6 cups).
- **Sizes:** 5-cup (approx. 500-600ml)
- **Dimensions:** Height ranges from 30-45 cm (11.8-17.7 inches).

3. Heating Method (Heat Source)


- **Stovetop:** To be used directly on a gas or electric stove.


4. Brewing Specifications


- **Brewing Principle:** Full immersion.
- **Grind Size:** Medium-fine to medium-coarse (roughly 600-1,000 microns)
- **Coffee-to-Water Ratio:** Typically 1:10 to 1:15.

2

Pcs

<ul style="list-style-type: none"> • Total Brewing Time: Approximately 1.5 to 3 minutes. • Included Accessories: A measuring spoon/stirrer, filter, and sometimes a spare wick. • Safety Features: includee anti-scalding handles and stable, wide-angle bases 				
<p>Auto drip coffee maker</p> <ol style="list-style-type: none"> 1. Capacity and Carafe <ul style="list-style-type: none"> • Brew Capacity: 12 cups (approx. 60 oz). • Carafe Type: <ul style="list-style-type: none"> ○ Thermal: Stainless steel, double-walled, vacuum-insulated keeping coffee hot for hours without burning. 2. Brewing Technology and Performance <ul style="list-style-type: none"> • Water Temperature: Optimal range is 195°F–205°F (90°C–96°C) for proper extraction. • Brew Time: 4 to 8 minutes. • Showerhead Design: Able to evenly distribute water over grounds (e.g., "Even Stream" or "Rainmaker" systems). • SCA Certification: Certified by the Specialty Coffee Association for meeting strict brewing standards. 3. Programmability and Controls <ul style="list-style-type: none"> • 24-Hour Timer: Allows users to schedule brewing in advance. • Brew Strength Control: Settings for "Regular" or "Bold" (stronger) coffee. • Auto Shut-off: Safety feature, usually turning off the machine after 1–2 hours. • Digital Display: LED display for setting time 	2	Pcs		

<p>and brew options.</p> <p>4. Convenience and Design</p> <ul style="list-style-type: none"> • Pause & Serve: An anti-drip feature that pauses brewing when the carafe is removed. • Removable Water Tank: Simplifies filling and cleaning. • Filter Type: Uses standard cone filters • Material: Stainless steel <p>5. Cleaning and Maintenance. Dishwasher Safe Parts: Removable filter baskets and carafe</p> 				
<p>Cappuccino cups and saucers (1 dozen Double and 1 dozen Single)</p> <p>Capacity: 5.5 oz to 8 oz (approx. 150ml - 250ml) Material: Durable vitrified high-quality ceramic. Dimensions:</p> <ul style="list-style-type: none"> • Cup Diameter: 3.3 to 3.6 inches (approx. 8.5 cm - 9.5 cm) • Cup Height: 2 to 2.5 inches (approx. 5 cm - 6.5 cm). • Saucer Diameter: 5.5 to 6 inches (approx. 14 cm - 15 cm). <p>Design & Functionality: thick-walled, wide mouth for latte art, stackable Care & Safety: Dishwasher and microwave safe. Color: White</p>	2	Dozens		



Espresso Cups (24-pieces)

Capacity and Size: 3.5 oz (60ml – 100ml) with a narrower base and wider rim to enhance crema retention with a handle.

Dimensions: Roughly 2–2.5 inches in height and diameter.


Material. Ceramic and stackable for easy storage. Dishwasher and microwave safe:



Saucers: Matching saucers included



2

Dozens

<p>Tea spoons</p> <p>Material: Food-grade stainless steel (18/10), durable, anti-rust, and anti-corrosion. Silver in color</p> <p>Length: Between 13 cm and 17 cm (approx. 5.19 to 6.7 inches).</p> <p>Width: Roughly 1.2 to 1.4 inches.</p> <p>Weight: 20g to 25g per spoon, or 170g–400g for the total set.</p> <p>Mirror-polished finish with smooth edges, dishwasher safe.</p> 	2	Dozens		
<p>Ice Cream Scoopers</p> <p>Ice Cream Scoop, 7 inches Nonstick Anti-Freeze One Piece Aluminum Silver</p> <p>Dimensions: Approximately 7 to 7.09 inches in length. Material: High-quality, durable, one-piece cast aluminum. Color: Silver. Design: Non-stick, anti-freeze, and, according to some listings, dishwasher safe. Capacity: Roughly 5 ounces (approx. 2.5 oz depending on the model). Functionality: Designed to use hand warmth to cut through hard ice cream easily. Weight: Approximately 82 to 120 grams. Versatility: Ideal for ice cream, frozen yogurt, gelato, and sorbet.</p>	1	Dozens		

				
<p>Glasses (Smoothie and milkshake)</p> <p>Material: Stainless steel, a set of 6 pieces Capacity: standard 12 oz</p> <p>Design/Style: Classic "fountain shop" style, footed with a wide base to prevent tipping and a tapered, flared top.</p> <p>Dimensions: Usually 6.5 to 7.5 inches in height, with a mouth diameter of 3 to 3.5 inches.</p> <p>Care: Dishwasher safe</p> <p>Break Resistance: Many models are designed to be thick and sturdy for daily use</p> 	2	Dozens		
<p>Hurricane glasses</p> <p>Capacity: Commonly holds 15 oz (440- 460ml), but ranges from 13.7 oz to 20 oz.</p> <p>Dimensions: Approximately (8- 8.8) inches in height and a rim diameter of roughly 3 inches (70-82mm).</p> <p>Shape: Distinctive, bulbous, hourglass or vase-like curves designed to hold large, icy cocktails.</p>	2	Dozens		

Material: High-quality, clear soda-lime glass for presentation, or high-quality polycarbonate for durable, break-resistant, and dishwasher-safe use.

Structure: Short stem with a moderate base to keep the drink cool while providing stability.



Sieves for Juice making- Fine Strainers

Mesh Size: Ranges from 100-300 mesh



Frame Diameters: Standard diameters


Frame Materials: Stainless steel



3

Sets of
3pcs
assorted
sizes

<p>Knives</p> <p>1. Blade Specifications: High-carbon stainless steel, rust resistance and edge retention. Edge Type: Plain edge. Construction Type: Forged (made from a single piece of steel). Tang: Full-tang (metal running from the blade to the end of the handle)</p> <p>2. Handle Specifications. Pakkawood or high-quality plastic preferred. The design should reduce hand fatigue during extended use.</p> <p>Care: Dishwasher and handwashing safe</p> 	2	Sets		
<p>Water jugs</p> <p>Material and Safety. Food-Grade Materials either PET (polyethylene terephthalate) or HDPE (high-density polyethylene) that are lightweight and shatterproof.</p> <p>Capacity. Family/Office: 3L to 10L.</p> <p>Design and Functionality. Screw-on, leak-proof lids, wide-mouth opening, Ergonomic, reinforced handles, clear for easy monitoring</p> <p>Dishwasher safe for easy cleaning.</p> 	4	Pcs		

<p>Wooden Cutting Boards with a handle (Large Sizes Only) Materials- Bamboo Shape- Rectangle Size- 45cm by 30cm</p> 	4	Pcs		
<p>Fridge. Capacity: 120 Liters (1.7 to 4.5 cubic feet), Dimensions: Approximately 44–55 cm (W) x 47–85 cm (D) x 50–85 cm (H), Configuration: Single door with a built-in "chiller" or "Cool Fresh Room" compartment, Defrost Method: Manual or Semi-automatic, Temperature Control: Adjustable mechanical thermostat, often with 5–7 settings, Shelving: Removable, adjustable wire or tempered glass shelves, Door Features: Reversible door hinges for left/right opening, often with built-in 2-liter bottle storage, Noise Level: Low, typically around 38–40 dB, Energy Consumption: Generally energy-efficient, using approximately 200–240 kWh per year, Material: Usually metal/steel exterior with plastic interior components.</p>	1	Pc		



Frothing Jugs/Pitcher



Capacity: 20 oz / 600 ml, **Material:** Premium Food-Grade 304 Stainless Steel,


Dimensions: Approximately 3.5" W x 4.3"—4.5" H,

Design: V-Sharp spout for precise pouring; ergonomic heat-resistant handle, **Markings:** Inside measurement scales (ml/oz) for easy, accurate pouring. **Usage:** Suitable for frothing, steaming, and serving coffee, lattes, and cappuccinos


5

Pcs

				
<p>Tea Cups with ergonomic handle design. Size 6–8 oz (150–250 ml). Dimensions (Standard 200 ml Cup): Height: 65–75 mm, Top Diameter: 70–90 mm, Base Diameter: 45–55 mm, Wall Thickness: 3–5 mm.</p> 	1	Dozen		
<p>Moisture meter Driminski coffee moisture meter, automatic temperature compensation, Power: 2–4 × AA batteries or rechargeable Li-ion battery; battery life ≥ 8–20 hours. Accessories: carrying case, calibration reference blocks, spare pins, calibrated by UNBS</p>	1	Pc		



A set of Sample Screens
 Screen 18 (7.1mm, large, AA, Specialty), screen 17 (6.75mm), screen 15 (6.0mm), screen 12 (5.0mm) Top & Bottom
 Hole Type: Round holes for normal coffee beans used for bean separation.
 Material: Stainless steel with a 20-gauge thickness, mounted on wooden or plastic frames
 Dimensions: 30 × 30 cm, 12×12 inches



1	Set				
---	-----	--	--	--	--



Timer
 Highly visibility LED displays showing hours, minutes and seconds, typically operating on 120-240V AC or 12-24V DC, with functions including 12/24-hour format count-up, countdown, and programmable daily/weekly cycles









8	Pcs				
---	-----	--	--	--	--



Cupping Bowls
 Used for coffee and espresso tasting. Dimensions: 98mm Diameter x 57mm height. Material: Porcelain.



30	Pcs				
----	-----	--	--	--	--

<p>Size: 200 ml 6.76 fl oz. Color: white with colored interior: Thick walled to maintain temperature retention during the cupping session</p> 				
<p>Cupping spoons Material: Food-Grade Stainless Steel (durable, rust-resistant, and hygienic). Capacity: 4–5 ml (0.135–0.169 fluid oz), Dimensions: Approximately 150mm–155mm (5.9–6.1 inches) total length. Shape: Deep, round bowl designed for efficient skimming of coffee, Thickness: Approximately 2mm for optimal durability and balance, Colors/Finish: Stainless Silver, Weight: Approximately 50g–83g per spoon</p> 	35	Pcs		
<p>Coffee Sample trays Used for sorting, weighing, and displaying green or roasted coffee beans. Material: Food-grade PP (polypropylene), Dimensions: Roughly 8.6–8.8 inches long, 5–5.5 inches wide, and 1.4–1.6 inches deep (approx. 22x13x4 cm). Capacity: Able to hold up to 450g of coffee beans. Shape & Design: Oval, designed to allow easy pouring of beans. Smooth, light-colored (white, beige, or light blue) surfaces are preferred, Heat and cold resistant. Weight: Lightweight, typically around 43g per tray, Colors: White, Black, Blue, Green, Yellow (used to distinguish between different samples). Functionality: Dishwasher safe, stackable for storage,</p>	10	Pcs		

<p>raised edges to prevent spillage</p> 				
<p>Serving Trays Serving Wooden Tray Set 3pcs Different Sizes with Handles for Coffee Food Breakfast Dinner - Brown</p> 	6	Pcs		
<p>Sample bag sealer Handheld heat sealers that provide a 2mm–5mm wide seal for materials like PE/PP or lined coffee bags. 200–400W power, 8-16 inch sealing lengths, adjustable 0.2–1.5s heating times, and 110V/220V power sources</p> 	2	Pcs		

<p>Le Nez Du Café Aroma Kit A training set containing 60 vials of coffee aromas covering Arabica and Robusta profiles, a 96-page illustrated guide covering the physiology of smell, coffee genetics and processing and 60 aroma cards for training</p> 	1	Kit		
<p>Digital scale (double point) Felicitá Digital weighing scale, 2kg capacity, stainless steel pan, calibrated by UNBS</p> 	3	Pcs		
<p>Gas equipment Complete set containing a gas cylinder (6kgs) and cooking panes</p> 	1	Pc		
<p>Roasted Coffee Packs Food grade and airtight materials, size for brewing 10 – 12 cups, Labels & Information: Must include roast level (light, medium, dark), roast date, grind size, batch number, and expiry/best-before date, Closure:</p>	50	Packs		


<p>Resealable zippers to extend shelf life after opening</p> 				
<p>Zipper Bags Assorted Sample bags with different sizes (100gms, 250gms, 500gms and 1000gms) of coffee, made of high-barrier materials (foil/PE) and resealable. 100gms- 4 Pcs 250gms- 4 Pcs 500gms- 4 Pcs 1000gms- 4 Pcs</p> 	10	Sets		
SUB TOTAL FOR ALL EQUIPMENTS. LOT 1				
<p>LOT 2. CONSUMABLES TO BE USED DURING THE TRAINING</p>				
<p>Milk (30 ltrs) Raw cow milk clean, fresh, free from inhibitors like antibiotics, packaged in Sackets of 1 litre</p>	30	Litres		

				
<p>Ice cream (Assorted Flavors 2 Vanilla, 2 Strawberry, 2 Blue berry and 2 Chocolate). free from contaminants and packaged in plastic containers of 1 litres.</p> 	8	Tins		
<p>Green coffee Robusta and Arabica coffee fresh beans, moisture content of 9% – 13%, uniform color, no breakages, free from foreign odor and infestation. Packaged in 30kgs for Arabica and 30kgs Robusta</p> 	60	Kgs		
<p>Mangoes- Fresh Moderately ripe, medium sized, clean, sound and free of damage, including disease, bruising, and</p>	50	Pcs		

pests. Varieties can be either Kett, Tommy Atkins or zillate



Beetroot
 Globe-shaped, firm, smooth, deep red-purple bulbs (60-80 mm diameter), with clean, well-trimmed tops



20




Pcs



25 Vanilla and 25 Strawberry) Flavored yoghurt (slurpy)
 Smooth, pourable texture and a sweet, creamy flavor profile. Packaged in plastic containers





50



Tins of
 500mls




<p>Watermelon Mature, firm, symmetrically shaped (round to oblong), and free from decay and severe defects. Green with stripes and deep red/pink flesh.</p> 	8	Pcs		
<p>Pineapple Smooth cayenne variety (high yield, thorny leaves), high sweetness, a vibrant yellow flesh, and a fragrant aroma. 11.63–13.75 cm diameter, 37.5–43.72 cm circumference, and weight tailored for fresh consumption</p> 	20	Pcs		
<p>Apples Anna, Golden Dorsett, and Winter Banana varieties preferred, must be mature, firm, clean, and possess the characteristic color and shape of the variety. The surface should be smooth and shiny, free from significant blemishes, russeting, or fungal spots. Size should be 150-piece box</p> 	1	Box of 150 pcs		




<p>Imported oranges Should be intact, sound (no rotten fruit), clean, and free from pests or damage. Appearance: Typical color for the variety, with no external defects like deep bruising or injuries. Must have reached a proper stage of maturity, packed in a new, clean, and food-grade materials to ensure protection. Packages must be clearly marked with the name of the product, variety, and country of origin</p> 	1	Box of 150 pcs		
<p>Cucumber Firm, uniform shape (15-29 cm length) with medium-to-dark green color. Must be fresh, firm, and free from defects like sunscald, decay, disease (e.g., mosaic), or yellowing.</p> 	50	Pcs		
<p>Mint leaves- Fresh Color: Vibrant, consistent green (should not be brown or black). Appearance: Leaves should be crisp, tender, and generally, oval-shaped with serrated (toothed) edges. Texture: Soft, sometimes slightly hairy or downy. Aroma: Strong, sharp, fresh, and aromatic. Grade: Food Grade (typically A-Grade or Premium Quality). Purity: 99% free from</p>	10	bunches		

<p>contaminants and foreign matter. Moisture Content: High (as they are a fresh, raw, leafy product). Key Compounds: Menthol (major component in peppermint) or L-carvone (major component in spearmint). Leaves must be harvested just before the plant produces flowers, harvested 10 cm above the ground, Leaves should be fresh, non-wilted, and free from diseases like rust or powdery mildew. Varieties: Primarily Spearmint (<i>M. spicata</i>) or Peppermint (<i>M. piperita</i>).</p> <p>Packaging: In bunches, plastic bags (breathable).</p> 				
<p>Ginger - Fresh Light brown skin, yellowish interior, and a strong, pungent, and spicy aroma. Fresh whole rhizomes must be firm, clean, and free from pests, diseases. Packaged in 5 kgs</p> 	15	Kgs		
<p>Bananas - Fresh</p>	10	Clusters		

<p>Large ripe sweet, desert banana long and thick - skinned locally known as bogoya.</p> 				
<p>Passion fruits- Masaka First Class Locally as <i>Obutunda</i>, fresh purple small, round fruit, approximately 4 cm. Packaged in 1 kgs</p> 	20	Kgs		
<p>Cleaning towels High-quality cleaning towels, particularly microfiber blend for optimal absorbency and durability. Edgeless stitching for streak-free, lint-free, and scratch-free cleaning on surface</p> 	20	Pcs		
<p>Celery - Fresh Green outer stalks, pale green inner stalks, and mid-</p>	10	Pcs		

<p>dark green leaves. Compact and straight with no twists, firm, crisp, and juicy. No off-odors or tastes. Packed in bunches</p> 				
<p>Spinach Leafy green with tender texture, fresh, edible leaves ranging from 2–30 cm long, should be whole, clean, and free of abnormal moisture, pests, or decay.</p> 	10	bunches		
<p>Caramel syrup Ingredients: Sugar, water, natural flavoring, citric acid, Color/Appearance: Dark amber with copper-yellow glints. Flavor Profile: Rich caramel, sweet candy, and molasses notes.</p>	2	Bottles		

				
<p>Chocolate syrup</p> <p>It typically contains high fructose corn syrup, water, cocoa (often alkalized), corn syrup, and preservatives. Commonly used for drizzling over ice cream, mixing into milk or coffee for flavor, blending into milkshakes. Packed in 500mls</p> 	3	Bottles		
<p>Ice cubes</p> <p>Bullet-type cubes weight 26 ± 2 grams, clear and dense, designed for slow melting in beverages, must be odourless and tasteless. Labelling to include net weight, source, and production date</p> 	40	Kgs		

<p>Whipped cream</p> <p>A dairy emulsion that has been aerated to form a stable foam. Contains a fat content of at least 30–35%. Used for for smoothing out the bitterness in dark roasts and adding a luxurious feel too cold brews or espressos. Packed in 1 litre</p> 	2	Pkts		
<p>Serviettes</p> <p>White, absorbent, soft. Essential for hygiene and managing minor spills</p> 	20	Packets		
<p>Carrots -Fresh</p> <p>Typically 15-25 cm long, have a bright orange colour, firm/crisp texture, and a sweet, earthy, non-bitter flavour. They must be clean, washed, sound, free of cracks, splits, or rot</p> 	10	Kgs		
<p>Liquid Soap 20 Litre Jerrycons - For Dish washing</p>	100	Litres		

and general use with a higher surfactant concentration for degreasing

rose Liquid Soap - 20L



Organic Honey- 5 litre Jerrycan

Capacity: 5 Litres (approx. 7 kg). **Type:** Often raw, unprocessed, or,organic.,

Packaging: Plastic,jerrycan.**Usage:** Ideal for,cooking, baking, and storage.**Storage:** Should be kept,in an airtight container at room,temperature




2

Jerrycans

Fresh Green Lemons

10

kgs

					
SUB TOTAL FOR ALL EQUIPMENTS. LOT 1					
SUB TOTAL (LOT 1 and 2)					
18%VAT (IF APPLICABLE)					
GRAND TOTAL (LOT 1 & LOT 2)					

TERMS AND CONDITIONS:

- Supplier **MUST** attach/ sample pictures of the items as part of the detailed specifications provided.
- Quotations will be evaluated based on: a) compliance with technical specifications and quality standards b) ability to deliver and meet timeframes as specified c) best quality / price ratio.
- Suppliers are allowed to describe or attach more detailed specification of quoted items or use their own official company headed quotation form indicating all requested information.
- Albertine Interventions for Development (AID) reserves the right to accept/reject all or part of your offer.
- Albertine Interventions for Development (AID) **DOES NOT** offer advance payments regardless of the value of the procurement at hand.
- For every payment above one million Ugandan Shillings, none other than supply of Agricultural products Albertine Interventions for Development (AID) will deduct 6% withholding tax from the total Invoice value and submit to Uganda Revenue Authority.
- Please include 18% VAT computation where Applicable.
- IF YOU DO NOT HEAR FROM US WITHIN 30 DAYS, CONSIDER YOUR QUOTATION UNSUCCESSFUL.

Please note that this form is not a purchase order and is not a guarantee of purchase for your establish but will allow Albertine Interventions for Development (AID) to consider your price along with other competitive quotations.

Supplier Signature/ Stamp Date: